



Electrical performance:

- CEI EN 50393 with connectors complying with EN 61238-1
- Class 2 in accordance with CEI 64-8.

🔹 Gel: UL 94-HB

🌡 Working temperature: 90°

🌡 Installation temperature: -15°C / +55°C

🌊 Fully submersible

🔧 Can be used underground

🌿 Halogen-free Gel

IP68
OFFICIALLY
TESTED

MAGIC POWER JOINT

Straight or branch joint with Magic Power Gel, for extruded insulation cables up to 1 kV.

Joints for extruded cables F(R)G7OR 0.6/1 kV. Easy installation, composed of two anti-fracture plastic shells, to be filled with non-toxic quick cross linking two-component insulation such as Magic Power Gel. Suitable for installation in traps, channels or directly underground or under water. Non-toxic, safe, light and re-enterable. Thanks to the softness of the insulation, they are able to absorb external shock without cracking or fracturing. The extreme stickiness of the insulation together with its softness allow it to transmit water pressure for installation even at high depths.

ADVANTAGES

- ▶ Re-enterable and inspectable joint.
- ▶ Insulated with Magic Power Gel, the innovative self-amalgamating gel.
- ▶ For installations even in harsh conditions and high depths!
- ▶ Extremely adherent and tight sealing.
- ▶ The gel is not-classified as hazardous under the CLP Directive and it has no shelf life.


RE-ENTERABLE



REMOVABLE



INSPECTIONABLE



REUSABLE

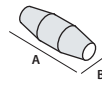


In 15 minutes, the gel is cross-linked and **Magic Power Joint** is ready!



MAGIC POWER JOINT L

Straight joint for 0.6/1 kV extruded cables.



PRODUCT / Item	Cable formation and conductor cross sections (n° x mm ²)				max cable Ø (mm)	Dimension (mm)
	1x	2x	3x	4x		
MAGIC P JOINT L10 MPOWERJOINT-L10	2,5 - 50	1,5 - 10	1,5 - 10	1,5 - 10 *	8 - 16	180 x 50
MAGIC P JOINT L25 MPOWERJOINT-L25	16 - 150	4 - 25	4 - 25	2,5 - 25	8 - 32	215 x 55
MAGIC P JOINT L35 MPOWERJOINT-L35	16 - 185	16 - 35	16 - 35	16 - 35	12 - 33	232 x 70
MAGIC P JOINT L50 MPOWERJOINT-L50	50 - 300	16 - 50	16 - 50	16 - 50	14 - 34	266 x 72
MAGIC P JOINT L95 MPOWERJOINT-L95	120 - 400	25 - 95	25 - 95	25 - 95	15 - 42	330 x 95
MAGIC P JOINT L120 MPOWERJOINT-L120	240 - 500	70 - 120	70 - 120	50 - 120	25 - 50	365 x 95
MAGIC P JOINT L240 MPOWERJOINT-L240	400 - 1000	120 - 300	120 - 240	120 - 240	30 - 75	510 x 120
MAGIC P JOINT L300 MPOWERJOINT-L300	630 - 2000	240 - 400	240 - 300	240 - 300	41 - 78	760 x 180

For ALUMINIUM cables	1x	2x	3x	4x	(mm)	(mm)
MAGIC P JOINT L50 MPOWERJOINT-L50	16 - 150	16 - 25	16 - 25	16 - 25	14 - 34	266 x 72
MAGIC P JOINT L120 MPOWERJOINT-L120	185 - 400	25 - 95	25 - 95	25 - 95	25 - 50	365 x 95
MAGIC P JOINT L240 MPOWERJOINT-L240	400 - 630	95 - 185	95 - 185	95 - 185	30 - 75	510 x 120
MAGIC P JOINT L300 MPOWERJOINT-L300	630 - 2000	185 - 300	185 - 300	185 - 300	41 - 78	760 x 180

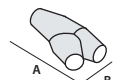
* Magic Power Joint 10 suggested for cable diameters smaller than 16 mm.



MAGIC POWER JOINT Y

Branch joint for 0.6/1 kV extruded cables.

PRODUCT / Item	Cable formation and conductor cross sections (n° x mm ²)								max cables Ø (mm)		Dimension (mm)
	1x		2x		3x		4x		T	B	
	T	B	T	B	T	B	T	B			
MAGIC P JOINT Y6 MPOWERJOINT-Y6	4 - 50	4 - 50	4 - 10	4 - 10	2,5 - 6	2,5 - 6	2,5 - 6	2,5 - 6	8 - 27	8 - 27	180 x 90
MAGIC P JOINT Y25 MPOWERJOINT-Y25	50 - 150	50 - 150	10 - 25	10 - 25	6 - 25	6 - 16	6 - 25	6 - 10	8 - 32	8 - 32	220 x 105
MAGIC P JOINT Y95 MPOWERJOINT-Y95	120 - 400	95 - 240	25 - 95	16 - 50	25 - 95	16 - 50	25 - 95	10 - 50	15 - 42	8 - 32	315 x 115
MAGIC P JOINT Y240* MPOWERJOINT-Y240	240 - 630	240 - 630	95 - 240	50 - 240	95 - 240	50 - 240	95 - 240	50 - 240	65 max		600 x 285



* also for aluminium cables. T: Through - B: Branch