

TECHNICAL SPECIFICATION

Rotary switches LW26GS



Description:

The rotary switches LW26 series are produced for switching on/off electrical circuits with commutated current from 20 to 160A. They are designed on the bases of the rotor-eccentric switching on which is realized through turning of the handle to 60 or 90 degrees. The normal operation is used for commutation of two, three or four conductor systems. There are special rotary switches that switch on under given connection schemes and are used to control motors, electric welding machines and other consumers.

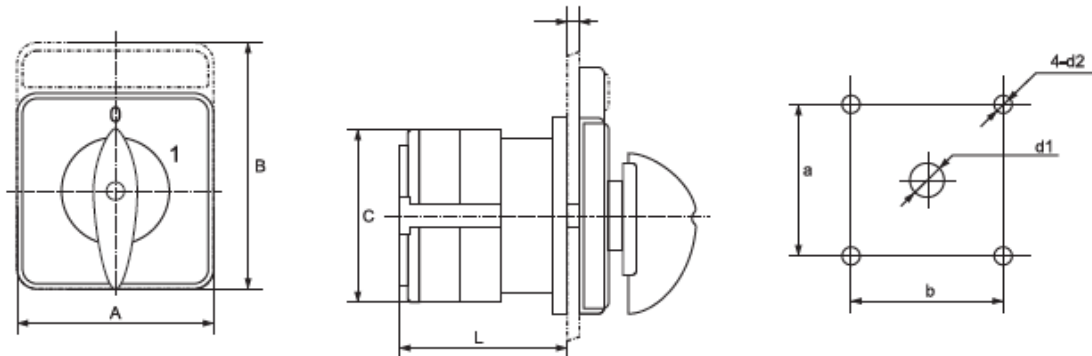
Technical data:

- Power supply voltage: 230/400V, 50Hz
- Number of levels: 2
- Number of positions: 2
- Insulation voltage: 690V
- Impulse voltage withstand: 6000V
- Mechanical wear resistance: 3×10^5 commutation cycles
- Operating temperature: -10°C - $+50^{\circ}\text{C}$
- Humidity: 35 - 85%RH
- Commutation capacity: 20-63A
- Resistant to UV rays plastic
- Cable connection: screw joining
- Tightening torque of the bolt: 1.33Nm
- Maximum section of the power supply conductors: 16.0mm²

Mounting:

- directly to the control panel
- thickness of the surface to which it is mounted: max 5mm

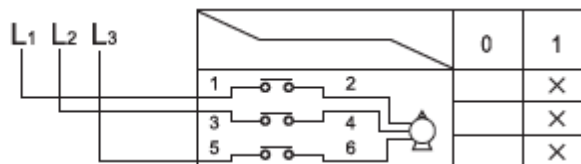
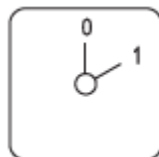
Dimensions:



Type	Front panel	Joining conductor (mm ²)	Overall dimensions (mm)				Mounting dimensions (mm)			
			A	B	C	L	a	b	d1	d2
LW26-20	M1 panel	1x2.5	48	46	43	22+9.6n	36	36	Ø8.5	Ø4.5
	M1 panel with inscription field		48	60	43	22+9.6n	36	36	Ø8.5	Ø4.5
LW26-25	M1 panel	1x4.0	48	48	45.2	23+12.8n	36	36	Ø8.5	Ø4.5
LW26-32	M2 panel	1x6.0	64	64	58	29.2+12.8n	48	48	Ø10	Ø4.5
LW26-63	M2 panel	1x16	64	64	66	29.2+21.5n	48	48	Ø10	Ø4.5

*n – number of modules

Variants:



Type	Scheme	In (A)	Levels	Packing / Box (pcs)	Catalogue number
LW26GS-20/04	Q11 Three-poles switching over; motor starting and stopping, voltage turning on/off to the consumers; possibility for access control	20	2	1 / 100	492207
LW26GS-25/04		25	2	1 / 100	492257
LW26GS-32/04		32	2	1 / 72	492327
LW26GS-63/04		63	2	1 / 64	492637

Standards:

EN 60947-1

EN 60947-3-1

